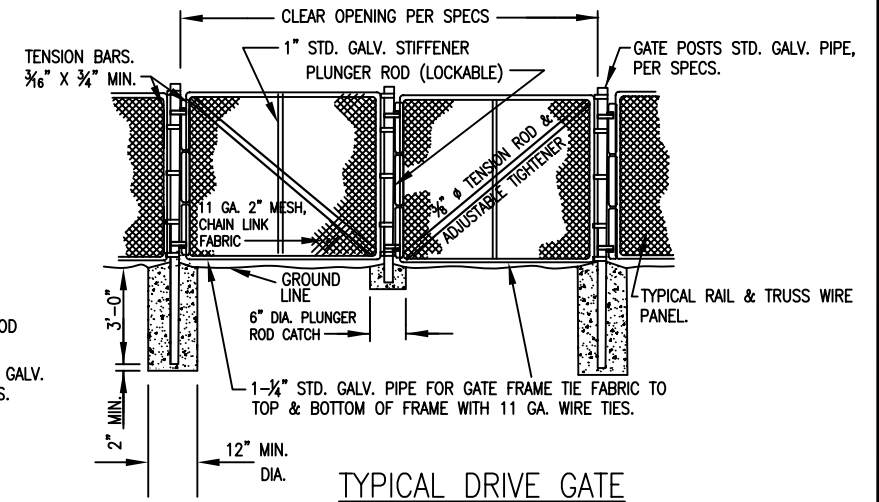
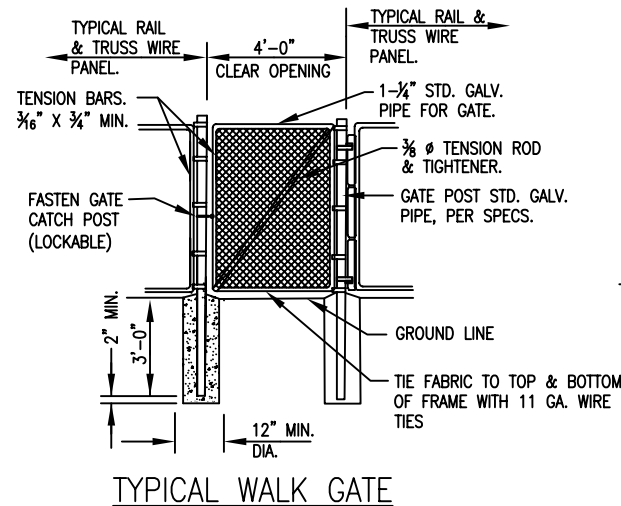
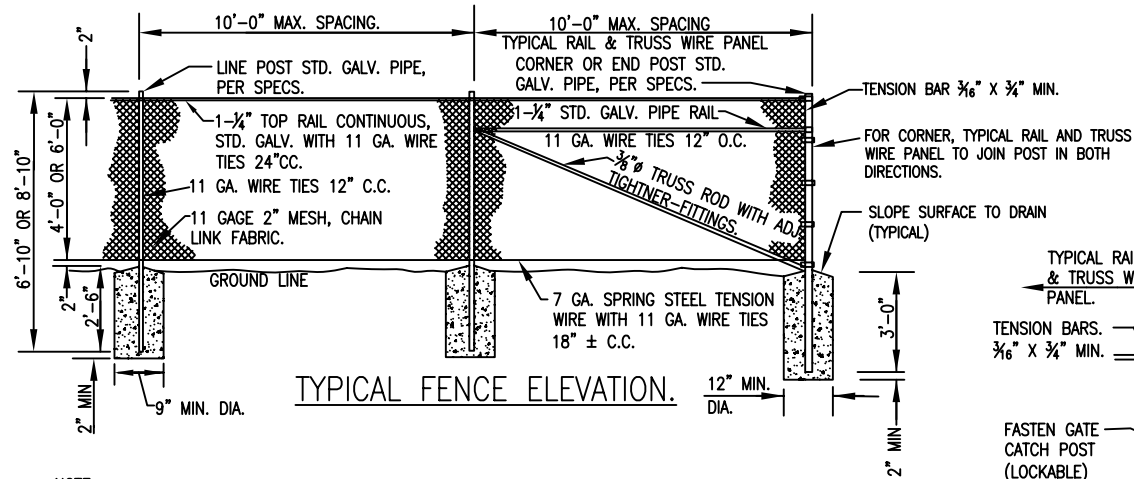


BARRICADE NOTES:

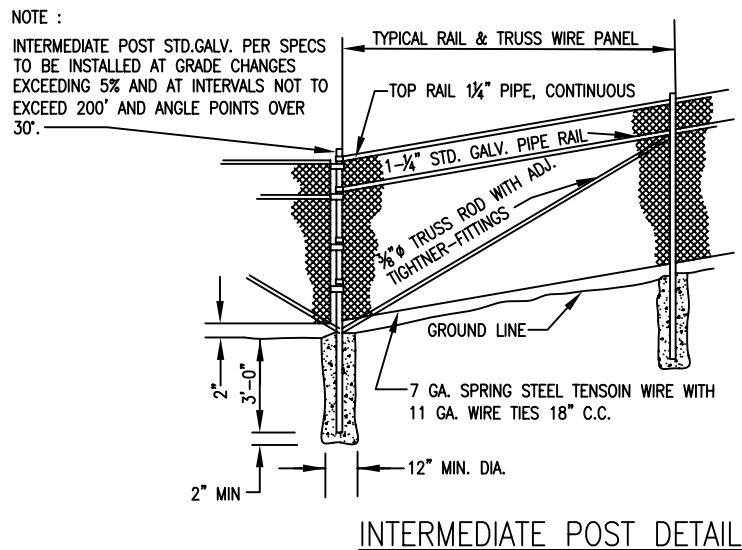
- ① 2" I.D. SCH. 40 GALV. PIPE 6'-0" LONG W/CAP.
- ② MIN. 18" IN GROUND.
- ③ ALL TYPE N-2 (18"x18") (RED REFLECTIVE BACKGROUND) SHALL BE 4' TO TOP OF SIGN.
- ④ W-31 SHALL BE MOUNTED W/TOP BOLT BEING IN MIDDLE OF SIGN (THIS MAKES THE END SIGN HIGHER).
- ⑤ ALL SIGNS SHALL BE VIP SHEETING.
- ⑥ END SIGN [W31 (30" x 30")] AT CENTER OF ST. W/N2'S SPACED 7 FT. MAX. APART.

COLOR COATED CHAIN LINK FENCE NOTES

- 1. CHAIN LINK FABRIC; 2" MESH, 11GA. WITH BLACK POLYVINYL CHLORIDE (PVC) HEAVY MILL COATING; FABRIC ON INSIDE OF POST; ATTACH TO TOP & BOTTOM OF RAILS; KNUCKLED SALVAGE TOP & BOTTOM.
- 2. POSTS; ALL CAPPED; CORNER & END 2 1/2" DIA. LINE 2" DIA.
- 3. TOP & BOTTOM RAILS 1 1/2" DIA.
- 4. POSTS TO BE 8' O.C.
- 5. TACK WELD ALL FASTENERS.
- 6. TRUSS RODS 3/8" DIA.
- 7. STRETCHER BAR 1/4" x 3/4".
- 8. ALL CHAIN LINK FENCING FRAME, POSTS, RAILS, RODS, FITTINGS AND ACCESSORIES SHALL BE BLACK POLYESTER POWER COATED FINISH.



- GENERAL NOTES:**
- 1. CONCRETE CLASS "C" (5 SACK).
 - 2. SLOPE TOP OF CONCRETE AT POSTS TO DRAIN.
 - 3. SEE ABOVE FOR COLOR/COATED CHAIN LINK FENCE.



		10/22/04 DATE				City of Santa Maria Standard Drawing	
RICHARD G. SWEET R.C.E. 44,213 EXP. 6/30/07		REVISIONS		BY APP DATE		DESCRIPTION:	
REVISIONS INDICATED		MK		8/06		BARRICADE AND FENCE	
DRAWN BY: R.L.B.		DATE DRAWN: 9/66		SCALE: NONE		STANDARD NUMBER RD-34A	
SHEET 1 OF 1		SHEET 1 OF 1		SHEET 1 OF 1		SHEET 1 OF 1	